


4423 m.

GRAN PREMIO RED BULL DE ESPAÑA

Free Practice Nr. 2

Classification

6

		Rider	Nation	Team	Motorcycle	Time	Lap Total	Gap	Top Speed
1	63	Francesco BAGNAIA	ITA	Ducati Lenovo Team	DUCATI	1'37.209	17 18		294.2
2	20	Fabio QUARTARARO	FRA	Monster Energy Yamaha MotoGP	YAMAHA	1'37.387	18 19	0.178 0.178	286.4
3	41	Aleix ESPARGARO	SPA	Aprilia Racing Team Gresini	APRILIA	1'37.646	16 17	0.437 0.259	291.1
4	21	Franco MORBIDELLI	ITA	Petronas Yamaha SRT	YAMAHA	1'37.704	8 20	0.495 0.058	285.7
5	12	Maverick VIÑALES	SPA	Monster Energy Yamaha MotoGP	YAMAHA	1'37.726	20 20	0.517 0.022	287.2
6	30	Takaaki NAKAGAMI	JPN	LCR Honda IDEMITSU	HONDA	1'37.775	17 19	0.566 0.049	288.7
7	88	Miguel OLIVEIRA	POR	Red Bull KTM Factory Racing	KTM	1'37.816	17 20	0.607 0.041	294.2
8	42	Alex RINS	SPA	Team SUZUKI ECSTAR	SUZUKI	1'37.847	18 19	0.638 0.031	289.5
9	5	Johann ZARCO	FRA	Pramac Racing	DUCATI	1'37.888	16 17	0.679 0.041	294.2
10	33	Brad BINDER	RSA	Red Bull KTM Factory Racing	KTM	1'37.896	19 19	0.687 0.008	289.5
11	6	Stefan BRADL	GER	Honda HRC	HONDA	1'37.939	13 20	0.730 0.043	295.0
12	43	Jack MILLER	AUS	Ducati Lenovo Team	DUCATI	1'37.965	16 18	0.756 0.026	295.0
13	36	Joan MIR	SPA	Team SUZUKI ECSTAR	SUZUKI	1'38.040	18 19	0.831 0.075	287.2
14	44	Po ESPARGARO	SPA	Repsol Honda Team	HONDA	1'38.115	20 20	0.906 0.075	292.6
15	10	Luca MARINI	ITA	SKY VR46 Avintia	DUCATI	1'38.274	17 17	1.065 0.159	286.4
16	93	Marc MARQUEZ	SPA	Repsol Honda Team	HONDA	1'38.295	10 18	1.086 0.021	288.7
17	9	Danilo PETRUCCI	ITA	Tech 3 KTM Factory Racing	KTM	1'38.462	18 19	1.253 0.167	287.2
18	23	Enea BASTIANINI	ITA	Avintia Esponsorama	DUCATI	1'38.516	18 19	1.307 0.054	290.3
19	32	Lorenzo SAVADORI	ITA	Aprilia Racing Team Gresini	APRILIA	1'38.594	14 16	1.385 0.078	283.4
20	73	Alex MARQUEZ	SPA	LCR Honda CASTROL	HONDA	1'38.618	17 20	1.409 0.024	290.3
21	46	Valentino ROSSI	ITA	Petronas Yamaha SRT	YAMAHA	1'38.698	4 20	1.489 0.080	284.2
22	27	Iker LECUONA	SPA	Tech 3 KTM Factory Racing	KTM	1'38.713	17 18	1.504 0.015	288.0
23	53	Tito RABAT	SPA	Pramac Racing	DUCATI	1'39.023	12 19	1.814 0.310	290.3

Practice condition: **Dry**Air: **20°**Humidity: **51%**Ground: **33°**

Fastest Lap:	Lap: 17	Francesco BAGNAIA	1'37.209	163.7 Km/h
Best Race Lap:	2019	Marc MARQUEZ	1'38.051	162.3 Km/h
All Time Lap Record:	2020	Maverick VIÑALES	1'36.584	164.8 Km/h

The results are provisional until the end of the limit for protest and appeals.

Time limit for protest expires 30' after publication of the results - Time:

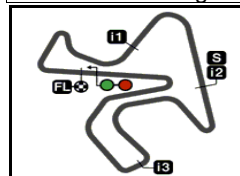
These data/results cannot be reproduced, stored and/or transmitted in whole or in part by any manner of electronic, mechanical, photocopying, recording, broadcasting or otherwise now known or herein after developed without the previous express consent by the copyright owner, except for reproduction in daily press and regular printed publications on sale to the public within 60 days of the event related to those data/results and always provided that copyright symbol appears together as follows below.

© DORNA, 2021

Official MotoGP Timing by **TISSOT**
www.motogp.com

Jerez de la Frontera, Friday, April 30, 2021






4423 m.

GRAN PREMIO RED BULL DE ESPAÑA

Free Practice Nr. 2

Combined Free Practice Times

7

	Rider	Nation	Team	MOTORCYCLE	FP1	FP2	Gap
1	63 F.BAGNAIA	ITA	Ducati Lenovo Team	DUCATI	1'38.301 22	1'37.209 17	
2	20 F.QUARTARARO	FRA	Monster Energy Yamaha MotoGP	YAMAHA	1'38.344 5	1'37.387 18	0.178 0.178
3	41 A.ESPARGARO	SPA	Aprilia Racing Team Gresini	APRILIA	1'38.204 13	1'37.646 16	0.437 0.259
4	21 F.MORBIDELLI	ITA	Petronas Yamaha SRT	YAMAHA	1'38.492 18	1'37.704 8	0.495 0.058
5	12 M.VIÑALES	SPA	Monster Energy Yamaha MotoGP	YAMAHA	1'38.434 15	1'37.726 20	0.517 0.022
6	30 T.NAKAGAMI	JPN	LCR Honda IDEMITSU	HONDA	1'38.484 19	1'37.775 17	0.566 0.049
7	88 M.OLIVEIRA	POR	Red Bull KTM Factory Racing	KTM	1'38.398 17	1'37.816 17	0.607 0.041
8	42 A.RINS	SPA	Team SUZUKI ECSTAR	SUZUKI	1'38.706 11	1'37.847 18	0.638 0.031
9	5 J.ZARCO	FRA	Pramac Racing	DUCATI	1'38.397 14	1'37.888 16	0.679 0.041
10	33 B.BINDER	RSA	Red Bull KTM Factory Racing	KTM	1'38.013 19	1'37.896 19	0.687 0.008
11	6 S.BRADL	GER	Honda HRC	HONDA	1'38.764 19	1'37.939 13	0.730 0.043
12	43 J.MILLER	AUS	Ducati Lenovo Team	DUCATI	1'38.871 19	1'37.965 16	0.756 0.026
13	36 J.MIR	SPA	Team SUZUKI ECSTAR	SUZUKI	1'38.484 14	1'38.040 18	0.831 0.075
14	44 P.ESPARGARO	SPA	Repsol Honda Team	HONDA	1'38.433 18	1'38.115 20	0.906 0.075
15	10 L.MARINI	ITA	SKY VR46 Avintia	DUCATI	1'39.531 17	1'38.274 17	1.065 0.159
16	93 M.MARQUEZ	SPA	Repsol Honda Team	HONDA	1'38.291 19	1'38.295 10	1.082 0.017
17	9 D.PETRUCCI	ITA	Tech 3 KTM Factory Racing	KTM	1'39.054 19	1'38.462 18	1.253 0.171
18	23 E.BASTIANINI	ITA	Avintia Esponsorama	DUCATI	1'39.110 20	1'38.516 18	1.307 0.054
19	32 L.SAVADORI	ITA	Aprilia Racing Team Gresini	APRILIA	1'38.630 17	1'38.594 14	1.385 0.078
20	73 A.MARQUEZ	SPA	LCR Honda CASTROL	HONDA	1'38.819 19	1'38.618 17	1.409 0.024
21	46 V.ROSSI	ITA	Petronas Yamaha SRT	YAMAHA	1'39.299 11	1'38.698 4	1.489 0.080
22	27 I.LECUONA	SPA	Tech 3 KTM Factory Racing	KTM	1'39.825 19	1'38.713 17	1.504 0.015
23	53 T.RABAT	SPA	Pramac Racing	DUCATI	1'39.502 18	1'39.023 12	1.814 0.310

Pole Position Record:	2020	Fabio QUARTARARO	1'36.705	164.6 Km/h
Best Race Lap:	2019	Marc MARQUEZ	1'38.051	162.3 Km/h
All Time Lap Record:	2020	Maverick VIÑALES	1'36.584	164.8 Km/h

The results are provisional until the end of the limit for protest and appeals.

Time limit for protest expires 60' after publication of the results - Mr. Time:

These data/results cannot be reproduced, stored and/or transmitted in whole or in part by any manner of electronic, mechanical, photocopying, recording, broadcasting or otherwise now known or herein after developed without the previous express consent by the copyright owner, except for reproduction in daily press and regular printed publications on sale to the public within 60 days of the event related to those data/results and always provided that copyright symbol appears together as follows below.

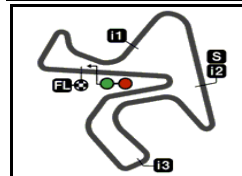
© DORNA, 2021

Official MotoGP Timing by TISSOT

www.motogp.com

Jerez de la Frontera, Friday, April 30, 2021





4423 m.

GRAN PREMIO RED BULL DE ESPAÑA

Free Practice Nr. 2

Top Speed & Average

8

Rider	Nation	Motorcycle	Top 5 speeds					Average	Top
6 Stefan BRADL	GER	HONDA	295.0	294.2	294.2	292.6	290.3	293.3	295.0
43 Jack MILLER	AUS	DUCATI	295.0	294.2	292.6	291.8	291.1	292.6	295.0
5 Johann ZARCO	FRA	DUCATI	294.2	294.2	293.4	293.4	292.6	293.4	294.2
63 Francesco BAGNAIA	ITA	DUCATI	294.2	293.4	293.4	291.8	291.1	292.8	294.2
88 Miguel OLIVEIRA	POR	KTM	294.2	294.2	291.8	289.5	289.5	291.8	294.2
44 Pol ESPARGARO	SPA	HONDA	292.6	291.8	291.8	291.1	290.3	291.5	292.6
41 Aleix ESPARGARO	SPA	APRILIA	291.1	290.3	288.0	287.2	287.2	288.8	291.1
23 Enea BASTIANINI	ITA	DUCATI	290.3	288.7	288.0	287.2	285.7	287.1	290.3
53 Tito RABAT	SPA	DUCATI	290.3	289.5	289.5	288.7	288.0	289.0	290.3
73 Alex MARQUEZ	SPA	HONDA	290.3	289.5	288.7	288.7	288.7	289.2	290.3
33 Brad BINDER	RSA	KTM	289.5	288.0	288.0	287.2	286.4	287.6	289.5
42 Alex RINS	SPA	SUZUKI	289.5	288.0	287.2	287.2	287.2	287.6	289.5
30 Takaaki NAKAGAMI	JPN	HONDA	288.7	288.0	285.7	285.7	284.9	285.8	288.7
93 Marc MARQUEZ	SPA	HONDA	288.7	287.2	287.2	285.7	284.9	286.7	288.7
27 Iker LECUONA	SPA	KTM	288.0	288.0	288.0	287.2	284.2	285.8	288.0
9 Danilo PETRUCCI	ITA	KTM	287.2	285.7	284.9	284.2	284.2	285.1	287.2
12 Maverick VIÑALES	SPA	YAMAHA	287.2	286.4	285.7	284.2	284.2	285.5	287.2
36 Joan MIR	SPA	SUZUKI	287.2	286.4	286.4	284.9	284.2	285.8	287.2
10 Luca MARINI	ITA	DUCATI	286.4	286.4	285.7	285.7	285.7	286.0	286.4
20 Fabio QUARTARARO	FRA	YAMAHA	286.4	286.4	286.4	285.7	285.7	286.1	286.4
21 Franco MORBIDELLI	ITA	YAMAHA	285.7	285.7	284.9	284.2	283.4	284.6	285.7
46 Valentino ROSSI	ITA	YAMAHA	284.2	283.4	282.7	282.7	281.9	282.6	284.2
32 Lorenzo SAVADORI	ITA	APRILIA	283.4	283.4	283.4	282.7	282.7	283.1	283.4

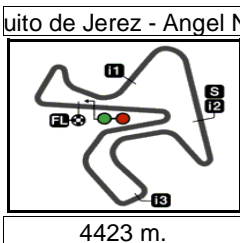
These data/results cannot be reproduced, stored and/or transmitted in whole or in part by any manner of electronic, mechanical, photocopying, recording, broadcasting or otherwise now known or herein after developed without the previous express consent by the copyright owner, except for reproduction in daily press and regular printed publications on sale to the public within 60 days of the event related to those data/results and always provided that copyright symbol appears together as follows below.

© DORNA, 2021

Official MotoGP Timing by TISSOT
www.motogp.com



Jerez de la Frontera, Friday, April 30, 2021



GRAN PREMIO RED BULL DE ESPAÑA

Free Practice Nr. 2

Chronological Analysis of Performances

9

* Lap / Sector time cancelled **T1** Time from finish line to 1st intermediate **T3** Time from 2nd intermed. to 3rd intermed.
P Crossing the finish line in pit lane **T2** Time from 1st intermed. to 2nd intermed. **T4** Time from 3rd intermediate to finish line
 **Tyre data subject to further updates

Lap	Lap Time	T1	T2	T3	T4	Speed	Lap	Lap Time	T1	T2	T3	T4	Speed	
1st	63	Francesco BAGNAIA		DUCATI	ITA		11	1'38.261	24.493	14.491	29.408	29.869	284.9	
		Ducati Lenovo Team					12	1'38.272	24.499	14.364	29.459	29.950	285.7	
		Runs=3 Total laps=18 Full laps=13					13	1'38.367	24.504	14.445	29.359	30.059	286.4	
Run # 1	Front Tyre	Slick-Medium	Rear Tyre	Slick-Hard										
		New Tyre		New Tyre										
1	2'01.831	31.895	15.624	32.255	31.135	281.9	Run # 3	Front Tyre	Slick-Soft	Rear Tyre	Slick-Soft			
2	1'40.566	25.359	14.684	29.982	30.541	290.3			New Tyre		New Tyre			
3	1'40.831	24.865	14.466	31.295	30.205	293.4	16	1'45.240	29.560	14.810	30.057	30.813	284.2	
4	1'38.850	24.852	14.437	29.645	29.916	294.2	17	1'37.695	24.385	14.410	29.125	29.775	285.7	
5	1'38.700	24.548	14.411	29.586	30.155	291.8	18	1'37.387	24.223	14.309	29.076	29.779	286.4	
6	1'38.533	24.568	14.460	29.528	29.977	291.1	19	1'37.581 *	24.247	14.275	29.204	29.855 *	286.4	
7	1'42.563 P	25.332	19.693	31.570	25.968	260.8								
3rd	41	Alex ESPARGARO		APRILIA	SPA		Runs=3 Total laps=17 Full laps=12							
		Aprilia Racing Team Gresini					Run # 1	Front Tyre	Slick-Medium	Rear Tyre	Slick-Medium			
		7 Laps at start		11 Laps at start					New Tyre		New Tyre			
8	1'50.577	32.938	15.663	31.352	30.624	284.9	1	2'24.861	28.606	15.015	31.113	31.100	281.2	
9	1'39.988	25.042	14.673	29.938	30.335	288.0	2	1'42.645	25.234	14.492	30.447	32.472	285.7	
10	1'39.249	24.780	14.574	29.636	30.259	288.7	3	1'38.468	24.819	14.389	29.364	29.896	285.7	
11	1'38.996	24.686	14.565	29.627	30.118	288.7	4	1'38.023	24.623	14.330	29.190	29.880	288.0	
12	1'38.868	24.650	14.495	29.606	30.117	290.3	5	1'38.553	24.583	14.301	29.349	30.320	291.1	
13	1'38.557	24.524	14.419	29.470	30.144	293.4	6	1'38.388	24.702	14.416	29.274	29.996	284.2	
14	1'39.202 P	25.828	15.171	31.031	27.172	284.2	7	1'33.986 P	24.498	14.395	29.130	25.963	287.2	
2nd	20	Fabio QUARTARARO		YAMAHA	FRA		Runs=3 Total laps=19 Full laps=13							
		Monster Energy Yamaha MotoGP					Run # 2	Front Tyre	Slick-Medium	Rear Tyre	Slick-Medium			
		8 Laps at start		8 Laps at start					New Tyre		New Tyre			
15	1'53.991	32.569	15.618	31.444	34.360	286.4	8	1'45.353	29.972	14.703	30.290	30.388	283.4	
16	1'38.384	24.648	14.455	29.383	29.898	289.5	9	1'38.278	24.689	14.424	29.167	29.998	284.9	
17	1'37.209	24.238	14.320	28.976	29.675	288.7	10	1'37.948	24.493	14.485	29.152	29.818	284.2	
18	1'42.470	26.881	14.972	30.061	30.556	285.7	11	1'37.892	24.484	14.427	29.142	29.839	284.2	
4th	21	Franco MORBIDELLI		YAMAHA	ITA		Runs=3 Total laps=20 Full laps=13							
		Petronas Yamaha SRT					Run # 3	Front Tyre	Slick-Medium	Rear Tyre	Slick-Soft			
		8 Laps at start		8 Laps at start					New Tyre		New Tyre			
9	1'51.850	31.403	17.140	32.456	30.851	175.6	14	1'44.216	28.727	14.669	29.667	31.153	282.7	
10	1'38.855	24.670	14.517	29.454	30.214	284.9	15	1'41.883	24.495	14.372	29.137	33.879	285.7	
		8 Laps at start		8 Laps at start				16	1'37.646	24.448	14.342	29.046	29.810	287.2
		8 Laps at start		8 Laps at start				17	1'37.776	24.466	14.246	29.218	29.846	290.3

Fastest Lap: Francesco BAGNAIA Ducati Lenovo Team ITA **1'37.209** 24.238 14.320 28.976 29.675

These data/results cannot be reproduced, stored and/or transmitted in whole or in part by any manner of electronic, mechanical, photocopying, recording, broadcasting or otherwise now known or herein after developed without the previous express consent by the copyright owner, except for reproduction in daily press and regular printed publications on sale to the public within 60 days of the event related to those data/results and always provided that copyright symbol appears together as follows below.
 © DORNA, 2021



Free Practice Nr. 2

MotoGP

Lap	Lap Time	T1	T2	T3	T4	Speed	Lap	Lap Time	T1	T2	T3	T4	Speed
2 1'40.103 25.357 14.613 29.910 30.223 281.2							6th 30 Takaaki NAKAGAMI HONDA JPN LCR Honda IDEMITSU Runs=3 Total laps=19 Full laps=14						
3 1'38.935 24.871 14.499 29.552 30.013 <u>285.7</u>							Run # 1 Front Tyre Slick-Medium Rear Tyre Slick-Medium New Tyre New Tyre						
4 1'50.468 24.547 <u>14.296</u> 36.266 35.359 285.7							1 2'08.660 34.933 16.200 32.922 31.979 261.5						
5 1'38.183 24.679 14.320 29.306 29.878 284.2							2 1'40.476 25.393 14.592 30.252 30.239 281.9						
6 1'49.123 26.858 15.858 35.331 31.076 192.1							3 1'38.724 24.759 14.325 29.511 30.129 288.0						
7 1'37.965 24.647 14.417 <u>29.117</u> 29.784 283.4							4 1'38.328 24.616 <u>14.290</u> 29.422 30.000 <u>288.7</u>						
8 <u>1'37.704</u> 24.424 14.379 29.150 <u>29.751</u> 282.7							5 1'41.261 24.791 14.473 30.203 31.794 284.2						
9 1'42.881 P 24.839 17.803 32.476 27.763 224.0							6 1'45.056 P 27.719 16.049 34.138 27.150 193.8						
Run # 2 Front Tyre Slick-Medium Rear Tyre Slick-Medium 9 Laps at start 9 Laps at start							Run # 2 Front Tyre Slick-Medium Rear Tyre Slick-Medium 6 Laps at start 6 Laps at start						
10 1'46.894 31.188 14.980 30.370 30.356 278.3							7 1'52.704 33.900 16.150 31.749 30.905 254.1						
11 1'38.313 24.736 14.434 29.351 29.792 281.2							8 1'39.309 24.806 14.475 29.790 30.238 284.9						
12 1'38.007 24.525 14.409 29.220 29.853 280.5							9 1'38.495 24.676 14.458 29.463 29.898 284.9						
13 1'37.940 24.422 14.416 29.231 29.871 279.7							10 1'38.098 24.486 14.385 29.345 29.882 285.7						
14 1'38.088 <u>24.404</u> 14.397 29.285 30.002 281.9							11 1'37.787 24.362 14.373 29.290 <u>29.762</u> 285.7						
15 1'39.433 * 24.608 14.493 29.371 30.961 * 279.0							12 1'47.955 26.843 16.286 33.898 30.928 240.5						
16 1'45.219 P 28.865 16.722 32.022 27.610 240.5							13 1'39.048 P 25.447 14.694 30.881 28.026 284.9						
Run # 3 Front Tyre Slick-Medium Rear Tyre Slick-Medium 16 Laps at start 16 Laps at start							Run # 3 Front Tyre Slick-Medium Rear Tyre Slick-Soft New Tyre New Tyre						
17 2'04.864 34.895 17.351 35.044 37.574 171.9							14 1'49.445 31.236 15.362 31.741 31.106 269.3						
18 1'56.661 * 34.517 * 15.565 36.053 30.526 267.9							15 1'40.623 25.172 14.719 30.371 30.361 281.2						
19 1'38.515 24.837 14.488 29.288 29.902 283.4							16 1'37.918 24.351 14.375 29.290 29.902 284.9						
20 1'38.104 24.525 14.337 29.321 29.921 284.9							17 <u>1'37.775</u> <u>24.311</u> 14.347 <u>29.232</u> 29.885 284.2						
5th 12 Maverick VIÑALES YAMAHA SPA Monster Energy Yamaha MotoGP Runs=3 Total laps=20 Full laps=15							7th 88 Miguel OLIVEIRA KTM POR Red Bull KTM Factory Racing Runs=3 Total laps=20 Full laps=15						
Run # 1 Front Tyre Slick-Medium Rear Tyre Slick-Medium New Tyre New Tyre							Run # 1 Front Tyre Slick-Medium Rear Tyre Slick-Medium New Tyre 4 Laps at start						
1 1'51.507 29.695 15.129 31.095 30.857 279.7							1 2'02.983 31.562 15.553 32.493 31.660 251.1						
2 1'39.864 25.111 14.618 29.916 30.219 281.2							2 1'39.886 25.256 14.481 29.871 30.278 289.5						
3 1'38.703 24.702 14.461 29.569 29.971 281.9							3 1'39.444 24.880 14.349 29.965 30.250 <u>294.2</u>						
4 1'38.355 24.579 14.461 29.455 29.860 281.9							4 1'42.006 24.885 14.321 32.511 30.289 294.2						
5 1'38.452 24.494 14.453 29.427 30.078 282.7							5 1'42.302 26.304 15.503 29.839 30.656 291.8						
6 1'38.253 24.536 14.375 29.488 29.854 283.4							6 1'38.770 24.592 14.425 29.583 30.170 288.0						
7 1'38.338 24.500 14.468 29.450 29.920 284.2							7 1'38.708 24.600 14.434 29.628 30.046 289.5						
8 1'40.176 24.562 15.105 30.390 30.119 272.7							8 1'39.052 P 27.206 14.805 30.095 26.946 285.7						
9 1'38.114 24.456 14.438 29.369 29.851 281.2							Run # 2 Front Tyre Slick-Medium Rear Tyre Slick-Medium 8 Laps at start 12 Laps at start						
10 1'42.145 27.195 14.834 30.004 30.112 279.7							9 1'45.785 30.154 14.778 30.172 30.681 284.9						
11 1'38.093 24.500 14.493 29.299 29.801 280.5							10 1'39.202 24.792 14.393 29.848 30.169 288.0						
12 1'42.696 28.041 14.672 29.571 30.412 283.4							11 1'38.687 24.675 14.403 29.481 30.128 286.4						
13 1'35.838 P 25.372 14.492 29.432 26.542 283.4							12 1'38.788 24.630 14.397 29.596 30.165 288.0						
Run # 2 Front Tyre Slick-Medium Rear Tyre Slick-Medium 13 Laps at start 13 Laps at start							13 1'38.846 24.691 14.411 29.559 30.185 287.2						
14 1'43.975 29.371 14.763 29.828 30.013 281.9							14 1'39.273 24.643 14.460 29.770 30.400 285.7						
15 1'40.674 24.661 14.487 31.217 30.309 282.7							15 1'40.436 P 27.766 14.972 30.766 26.932 279.7						
16 1'35.271 P 25.661 14.649 29.597 25.364 282.7							Run # 3 Front Tyre Slick-Medium Rear Tyre Slick-Soft New Tyre New Tyre						
Run # 3 Front Tyre Slick-Medium Rear Tyre Slick-Soft New Tyre New Tyre							Run # 3 Front Tyre Slick-Medium Rear Tyre Slick-Soft New Tyre New Tyre						
17 1'44.931 28.766 14.758 30.813 30.594 284.2							16 1'49.834 30.849 15.693 32.425 30.867 267.9						
18 1'39.323 24.626 14.508 30.114 30.075 286.4							17 <u>1'37.816</u> 24.402 <u>14.294</u> <u>29.276</u> <u>29.844</u> 288.7						
19 1'37.756 <u>24.365</u> <u>14.318</u> 29.317 29.756 <u>287.2</u>													
20 <u>1'37.726</u> 24.411 14.342 <u>29.263</u> <u>29.710</u> 285.7													

Fastest Lap: Francesco BAGNAIA Ducati Lenovo Team ITA **1'37.209** 24.238 14.320 28.976 29.675

These data/results cannot be reproduced, stored and/or transmitted in whole or in part by any manner of electronic, mechanical, photocopying, recording, broadcasting or otherwise now known or herein after developed without the previous express consent by the copyright owner, except for reproduction in daily press and regular printed publications on sale to the public within 60 days of the event related to those data/results and always provided that copyright symbol appears together as follows below.
© DORNA, 2021

Official MotoGP Timing by TISSOT
www.motogp.com



Jerez de la Frontera, Friday, April 30, 2021

Page 2 of 7

Free Practice Nr. 2

MotoGP

Lap	Lap Time	T1	T2	T3	T4	Speed	Lap	Lap Time	T1	T2	T3	T4	Speed
18	1'43.034	26.446	15.973	30.321	30.294	279.7	15	1'42.614	26.672	14.632	30.960	30.350	292.6
19	1'37.962	24.309	14.335	29.317	30.001	288.0	16	1'37.888	24.502	14.321	29.284	29.781	293.4
20	1'43.464	28.211	14.748	30.048	30.457	284.9	17	1'37.976	24.322	14.155	29.442	30.057	294.2

8th **42** Alex RINS SUZUKI SPA
Team SUZUKI ECSTAR

Runs=3 Total laps=19 Full laps=13

Run #	1	Front Tyre	Slick-Soft	Rear Tyre	Slick-Medium	Speed
		18 Laps at start		18 Laps at start		
1	2'15.007	29.677	15.249	31.445	31.293	281.9
2	1'40.268	25.219	14.681	29.970	30.398	283.4
3	1'38.974	24.834	14.442	29.510	30.188	289.5
4	1'39.192	24.801	14.534	29.529	30.328	286.4
5	1'39.042	* 24.735	14.479	29.509	30.319	* 288.0
6	1'39.039	24.655	14.526	29.495	30.363	287.2
7	1'40.180	P 27.078	14.993	30.870	27.239	281.9

Run #	2	Front Tyre	Slick-Medium	Rear Tyre	Slick-Medium	Speed
		New Tyre		New Tyre		
8	1'46.005	30.473	14.815	30.197	30.520	286.4
9	1'39.239	24.843	14.579	29.525	30.292	284.2
10	1'38.376	24.625	14.416	29.401	29.934	287.2
11	1'38.212	24.581	14.334	29.403	29.894	286.4
12	1'38.219	24.687	14.362	29.306	29.864	287.2
13	1'43.148	26.514	14.832	31.412	30.390	281.2
14	1'38.719	24.722	14.454	29.349	30.194	285.7
15	1'40.246	P 26.843	16.231	30.591	26.581	283.4

Run #	3	Front Tyre	Slick-Soft	Rear Tyre	Slick-Soft	Speed
		New Tyre		New Tyre		
16	1'45.613	29.132	14.812	31.150	30.519	287.2
17	1'38.015	24.475	14.395	29.215	29.930	285.7
18	1'37.847	24.375	14.304	29.215	29.953	287.2
19	1'45.929	30.363	14.852	30.087	30.627	282.7

9th **5** Johann ZARCO DUCATI FRA
Pramac Racing

Runs=3 Total laps=17 Full laps=12

Run #	1	Front Tyre	Slick-Medium	Rear Tyre	Slick-Medium	Speed
		New Tyre		New Tyre		
1	2'33.157	31.008	15.358	31.905	31.065	281.9
2	1'40.586	25.329	14.656	30.241	30.360	288.7
3	1'38.446	24.524	14.366	29.450	30.106	293.4
4	1'38.445	24.562	14.384	29.398	30.101	291.8
5	1'38.306	24.479	14.338	29.427	30.062	292.6
6	1'37.440	P 24.578	14.449	30.942	27.471	288.0

Run #	2	Front Tyre	Slick-Medium	Rear Tyre	Slick-Medium	Speed
		6 Laps at start		6 Laps at start		
7	1'45.298	29.092	15.036	30.607	30.563	286.4
8	1'39.087	24.687	14.413	29.732	30.255	291.8
9	1'38.684	24.594	14.429	29.479	30.182	290.3
10	1'50.427	35.616	14.586	29.938	30.287	286.4
11	1'45.159	24.509	14.567	35.218	30.865	287.2
12	1'38.525	24.569	14.376	29.454	30.126	294.2
13	1'38.651	P 24.892	14.565	30.350	28.844	291.1

Run #	3	Front Tyre	Slick-Soft	Rear Tyre	Slick-Soft	Speed
		New Tyre		New Tyre		
14	2'06.879	33.453	18.507	35.671	39.248	155.8

10th **33** Brad BINDER KTM RSA
Red Bull KTM Factory Racing

Runs=3 Total laps=19 Full laps=14

Run #	1	Front Tyre	Slick-Medium	Rear Tyre	Slick-Medium	Speed
		New Tyre		4 Laps at start		
1	1'59.814	31.922	15.347	32.021	31.404	279.0
2	1'40.231	25.155	14.561	30.047	30.468	288.0
3	1'39.296	24.917	14.393	29.669	30.317	288.0
4	1'38.916	24.717	14.440	29.558	30.201	286.4
5	1'39.075	24.694	14.464	29.467	30.450	284.2
6	1'38.975	24.633	14.547	29.630	30.165	280.5
7	1'38.530	24.547	14.405	29.515	30.063	286.4
8	1'47.404	P 29.499	18.728	31.641	27.536	184.9

Run #	2	Front Tyre	Slick-Medium	Rear Tyre	Slick-Medium	Speed
		8 Laps at start		12 Laps at start		
9	1'51.258	33.335	15.310	32.127	30.486	270.0
10	1'43.420	25.109	14.528	29.494	34.289	282.7
11	1'39.866	24.659	14.413	29.561	31.233	289.5
12	1'38.781	24.910	14.483	29.351	30.037	282.7
13	1'38.440	24.564	14.466	29.454	29.956	284.9
14	1'42.833	27.968	14.582	29.856	30.427	283.4
15	1'37.648	P 25.480	14.646	30.037	27.485	281.9

Run #	3	Front Tyre	Slick-Medium	Rear Tyre	Slick-Soft	Speed
		New Tyre		New Tyre		
16	1'51.358	31.347	14.838	34.491	30.682	282.7
17	1'38.261	24.602	14.447	29.278	29.934	284.9
18	1'37.976	24.260	14.302	29.212	30.202	287.2
19	1'37.896	24.387	14.362	29.181	29.966	285.7

11th **6** Stefan BRADL HONDA GER
Honda HRC

Runs=3 Total laps=20 Full laps=15

Run #	1	Front Tyre	Slick-Medium	Rear Tyre	Slick-Medium	Speed
		New Tyre		New Tyre		
1	2'03.074	32.140	15.335	32.615	31.331	270.0
2	1'39.888	25.252	14.456	29.982	30.198	292.6
3	1'39.257	24.868	14.330	29.585	30.474	294.2
4	1'38.273	24.709	14.234	29.415	29.915	295.0
5	1'38.537	24.515	14.243	29.549	30.230	294.2
6	1'44.392	27.768	16.460	30.003	30.161	290.3
7	1'36.897	P 25.067	14.957	29.919	26.954	280.5

Run #	2	Front Tyre	Slick-Medium	Rear Tyre	Slick-Medium	Speed
		7 Laps at start		7 Laps at start		
8	1'47.527	31.794	15.109	30.309	30.315	281.2
9	1'38.714	24.839	14.455	29.468	29.952	287.2
10	1'38.350	24.709	14.364	29.422	29.855	288.7
11	1'38.605	24.499	14.354	29.678	30.074	288.0
12	1'38.153	24.497	14.414	29.323	29.919	287.2
13	1'37.939	24.399	14.320	29.305	29.915	288.7
14	1'40.106	P 25.686	14.710	30.171	29.539	285.7

Fastest Lap: Francesco BAGNAIA Ducati Lenovo Team ITA 1'37.209 24.238 14.320 28.976 29.675

These data/results cannot be reproduced, stored and/or transmitted in whole or in part by any manner of electronic, mechanical, photocopying, recording, broadcasting or otherwise now known or herein after developed without the previous express consent by the copyright owner, except for reproduction in daily press and regular printed publications on sale to the public within 60 days of the event related to those data/results and always provided that copyright symbol appears together as follows below.

© DORNA, 2021

Official MotoGP Timing by TISSOT
www.motogp.com

Jerez de la Frontera, Friday, April 30, 2021

Page 3 of 7



Free Practice Nr. 2

MotoGP

Lap	Lap Time	T1	T2	T3	T4	Speed	Lap	Lap Time	T1	T2	T3	T4	Speed					
Run # 3	<i>Front Tyre</i>	Slick-Medium	<i>Rear Tyre</i>	Slick-Medium														
		14 Laps at start			14 Laps at start													
15	1'47.009	30.914	15.123	30.402	30.570	279.7	11	1'48.867	30.779	15.983	31.396	30.709	222.6					
16	1'39.034	24.729	14.461	29.628	30.216	286.4	12	1'39.421 *	24.963	14.583	29.674	30.201*	280.5					
17	1'38.929	24.677	14.491	29.592	30.169	286.4	13	1'38.761	24.657	14.473	29.444	30.187	282.7					
18	1'38.651	24.567	14.478	29.479	30.127	286.4	14	1'38.382	24.455	14.416	29.378	30.133	283.4					
19	1'38.783	24.616	14.439	29.543	30.185	287.2	15	1'35.340 P	24.516	14.509	29.701	26.614	282.7					
20	1'38.969	24.643	14.409	29.669	30.248	288.7	Run # 4						<i>Front Tyre</i>	Slick-Soft	<i>Rear Tyre</i>	Slick-Soft		
		New Tyre			New Tyre													
16	1'43.333	28.558	14.666	29.698	30.411	281.2	Run # 4											
17	1'38.096	24.416	14.464	29.172	30.044	283.4												
18	1'38.040	24.348	14.470	29.177	30.045	284.2												
19	1'38.631	24.410	14.311	29.751	30.159	287.2												

12th 43 **Jack MILLER** DUCATI AUS
Ducati Lenovo Team

Runs=3 Total laps=18 Full laps=13

Run #	Front Tyre	Slick-Medium	Rear Tyre	Slick-Medium				
		New Tyre		New Tyre				
1	2'02.461	30.084	15.384	31.905	30.877	290.3		
2	1'40.089	25.205	14.620	29.824	30.440	291.1		
3	1'39.231	24.896	14.440	29.746	30.149	294.2		
4	1'43.240	24.678	14.423	30.765	33.374	295.0		
5	1'38.764	24.807	14.401	29.374	30.182	292.6		
6	1'38.421	24.564	14.486	29.394	29.977	291.1		
7	1'38.640	24.576	14.465	29.386	30.213	291.8		
8	1'41.785 P	27.456	15.558	31.375	27.396	243.7		

Run #	Front Tyre	Slick-Medium	Rear Tyre	Slick-Medium				
		8 Laps at start		8 Laps at start				
9	1'45.321	29.075	14.927	30.552	30.767	285.7		
10	1'39.220	24.895	14.560	29.403	30.362	288.0		
11	1'38.905	24.659	14.624	29.375	30.247	289.5		
12	1'39.056	24.515	14.655	29.530	30.356	288.0		
13	1'37.504 P	24.695	14.763	30.988	27.058	284.9		

Run #	Front Tyre	missing data	Rear Tyre	missing data				
		Laps at start		New Tyre				
14	1'50.415	31.339	14.963	30.002	34.111	286.4		
15	1'41.101	24.659	14.499	31.274	30.669	289.5		
16	1'37.965	24.483	14.384	29.031	30.067	289.5		
17	1'43.152	26.890	15.160	30.448	30.654	281.2		
18	1'38.033	24.400	14.417	29.189	30.027	289.5		

13th 36 **Joan MIR** SUZUKI SPA
Team SUZUKI ECSTAR

Runs=4 Total laps=19 Full laps=11

Run #	Front Tyre	Slick-Soft	Rear Tyre	Slick-Medium				
		15 Laps at start		15 Laps at start				
1	1'52.940	29.292	14.934	30.591	31.247	282.7		
2	1'39.781	25.024	14.586	29.829	30.342	281.9		
3	1'39.000	24.827	14.425	29.513	30.235	286.4		
4	1'38.656	24.637	14.429	29.399	30.191	286.4		
5	1'39.057 P	26.101	15.013	30.446	27.497	282.7		

Run #	Front Tyre	Slick-Soft	Rear Tyre	Slick-Medium				
		20 Laps at start		20 Laps at start				
6	1'46.084	30.490	15.069	29.969	30.556	279.0		
7	1'38.941	24.701	14.528	29.540	30.172	284.9		
8	1'38.795	24.606	14.505	29.443	30.241	282.7		
9	1'38.510	24.560	14.472	29.378	30.100	283.4		
10	1'41.583 P	27.807	15.460	30.460	27.856	270.6		

Run #	Front Tyre	Slick-Medium	Rear Tyre	Slick-Medium				
		New Tyre		New Tyre				

Fastest Lap: Francesco BAGNAIA Ducati Lenovo Team ITA **1'37.209** 24.238 14.320 28.976 29.675

These data/results cannot be reproduced, stored and/or transmitted in whole or in part by any manner of electronic, mechanical, photocopying, recording, broadcasting or otherwise now known or herein after developed without the previous express consent by the copyright owner, except for reproduction in daily press and regular printed publications on sale to the public within 60 days of the event related to those data/results and always provided that copyright symbol appears together as follows below.

Official MotoGP Timing by **TISSOT**
www.motogp.com

Jerez de la Frontera, Friday, April 30, 2021



Free Practice Nr. 2

MotoGP

Lap	Lap Time	T1	T2	T3	T4	Speed	Lap	Lap Time	T1	T2	T3	T4	Speed	
Run # 2	Front Tyre	Slick-Medium	Rear Tyre	Slick-Medium										
6 Laps at start				6 Laps at start										
7	1'50.617	34.343	15.132	30.590	30.552	276.2	6	1'38.929	24.648	14.512	29.528	30.241	284.2	
8	1'39.673	24.953	14.564	29.923	30.233	284.2	7	1'42.191	24.630	14.408	30.375	32.778	284.2	
9	1'39.162	24.793	14.475	29.657	30.237	285.7	8	1'37.672	P 24.757	14.549	31.262	27.104	281.2	
10	1'38.871	24.632	14.525	29.659	30.055	285.7	Run # 2	Front Tyre	Slick-Medium	Rear Tyre	Slick-Medium			
11	1'38.969	24.655	14.542	29.649	30.123	282.7	8 Laps at start				8 Laps at start			
12	1'39.044	24.682	14.547	29.715	30.100	281.9	9	1'48.752	31.364	14.772	30.718	31.898	279.0	
13	1'48.512	P 30.289	15.696	34.335	28.192	224.5	10	1'38.690	24.714	14.426	29.420	30.130	283.4	
Run # 3	Front Tyre	Slick-Soft	Rear Tyre	Slick-Soft										
		New Tyre	New Tyre											
14	1'51.200	31.301	14.842	34.605	30.452	281.9	11	1'38.489	24.560	14.438	29.430	30.061	283.4	
15	1'38.846	24.818	14.538	29.532	<u>29.958</u>	283.4	12	1'42.312	25.974	14.991	30.752	30.595	269.3	
16	1'38.503	24.551	14.518	<u>29.448</u>	29.986	284.2	13	1'38.857	24.577	14.520	29.497	30.263	281.9	
17	<u>1'38.274</u>	<u>24.431</u>	<u>14.380</u>	29.457	30.006	286.4	14	1'42.896	P 26.814	15.240	32.246	28.596	267.3	

16th **93** **Marc MARQUEZ** HONDA SPA
Repsol Honda Team
Runs=4 Total laps=18 Full laps=11

Run #	Front Tyre	Slick-Medium	Rear Tyre	Slick-Medium		
		New Tyre	New Tyre			
1	2'23.176	35.485	15.858	31.617	31.101	277.6
2	1'41.571	25.711	14.939	30.122	30.799	283.4
3	1'39.771	25.141	14.550	29.655	30.425	287.2
4	1'38.984	24.694	14.597	29.449	30.244	283.4
5	1'38.991	24.629	14.588	29.389	30.385	284.9
6	1'39.550	P 26.199	15.138	31.284	26.929	277.6

Run #	Front Tyre	Slick-Medium	Rear Tyre	Slick-Medium		
6 Laps at start				6 Laps at start		
7	1'48.761	31.626	15.143	30.942	31.050	276.9
8	1'40.580	25.139	14.772	30.017	30.652	281.9
9	1'38.684	24.636	14.566	29.365	30.117	285.7
10	<u>1'38.295</u>	24.536	14.533	29.264	<u>29.962</u>	287.2
11	1'38.740	24.642	<u>14.470</u>	29.526	30.102	<u>288.7</u>
12	1'41.762	P 24.848	16.363	33.466	27.085	213.8

Run #	Front Tyre	Slick-Medium	Rear Tyre	Slick-Medium		
12 Laps at start				12 Laps at start		
13	1'51.156	33.518	15.397	31.221	31.020	277.6
14	1'41.159	25.309	14.860	30.342	30.648	280.5
15	1'39.943	24.723	14.744	29.705	30.771	280.5
16	1'38.523	24.475	14.603	<u>29.253</u>	30.192	283.4
17	1'37.944	P <u>24.309</u>	14.561	29.786	29.288	284.2

Run #	Front Tyre	Slick-Medium	Rear Tyre	missing data		
17 Laps at start				Laps at start		
18	1'58.164	34.755	16.210	33.536	33.663	252.9

17th **9** **Danilo PETRUCCI** KTM ITA
Tech 3 KTM Factory Racing
Runs=3 Total laps=19 Full laps=14

Run #	Front Tyre	Slick-Medium	Rear Tyre	Slick-Medium		
		New Tyre	New Tyre			
1	2'00.445	* 31.540	15.285	32.283	31.572	* 270.6
2	1'40.047	25.024	14.483	29.943	30.597	284.9
3	1'40.628	24.739	14.417	29.620	31.852	<u>287.2</u>
4	1'38.723	24.741	14.388	29.374	30.220	285.7
5	1'41.657	24.527	14.493	32.201	30.436	284.2

18th **23** **Enea BASTIANINI** DUCATI ITA
Avintia Sponsorama
Runs=3 Total laps=19 Full laps=13

Run #	Front Tyre	Slick-Medium	Rear Tyre	Slick-Medium		
		New Tyre	New Tyre			
1	2'12.505	31.386	15.416	31.824	31.289	278.3
2	1'41.542	25.877	14.917	30.190	30.558	275.5
3	1'39.464	24.930	14.528	29.776	30.230	284.9
4	1'40.821	26.012	14.656	29.762	30.391	285.7
5	1'39.199	24.789	14.425	29.750	30.235	287.2
6	1'44.957	24.741	14.614	33.320	32.282	283.4
7	1'39.380	24.942	14.547	29.754	30.137	285.7
8	1'39.039	24.622	14.472	29.673	30.272	285.7
9	1'37.099	P 24.653	14.581	31.221	26.644	280.5

Run #	Front Tyre	Slick-Medium	Rear Tyre	Slick-Medium		
9 Laps at start				9 Laps at start		
10	1'45.807	30.122	15.073	30.107	30.505	281.9
11	1'39.809	24.842	14.534	30.127	30.306	284.9
12	1'39.100	24.592	14.577	29.738	30.193	285.7
13	1'39.490	* 24.672	14.622	29.807	30.389	* 281.2
14	1'46.286	26.063	14.926	30.362	34.935	282.7
15	1'36.019	P 24.919	14.709	30.224	26.167	284.9

Run #	Front Tyre	Slick-Soft	Rear Tyre	Slick-Soft		
		New Tyre	New Tyre			
16	1'48.848	31.953	15.248	30.609	31.038	279.0
17	1'39.874	24.789	14.487	30.371	30.227	<u>290.3</u>
18	<u>1'38.516</u>	24.587	14.438	<u>29.431</u>	30.060	288.0
19	1'38.654	<u>24.572</u>	<u>14.416</u>	29.703	<u>29.963</u>	288.7

19th **32** **Lorenzo SAVADORI** APRILIA ITA
Aprilia Racing Team Gresini
Runs=3 Total laps=16 Full laps=11

Run #	Front Tyre	Slick-Soft	Rear Tyre	Slick-Soft		
3 Laps at start				3 Laps at start		
1	2'08.896	31.686	16.256	32.940	32.040	266.0
2	1'40.616	25.265	14.618	30.260	30.473	281.9
3	1'39.289	24.761	<u>14.435</u>	29.726	30.367	<u>283.4</u>

Fastest Lap: Francesco BAGNAIA Ducati Lenovo Team ITA **1'37.209** 24.238 14.320 28.976 29.675

These data/results cannot be reproduced, stored and/or transmitted in whole or in part by any manner of electronic, mechanical, photocopying, recording, broadcasting or otherwise now known or herein after developed without the previous express consent by the copyright owner, except for reproduction in daily press and regular printed publications on sale to the public within 60 days of the event related to those data/results and always provided that copyright symbol appears together as follows below.
© DORNA, 2021



Free Practice Nr. 2

MotoGP

Lap	Lap Time	T1	T2	T3	T4	Speed	Lap	Lap Time	T1	T2	T3	T4	Speed		
4	1'39.821	24.917	14.493	29.778	30.633	281.9	4	1'38.698	24.588	14.435	29.553	30.122	284.2		
5	1'39.747	24.821	14.544	29.751	30.631	282.7	5	1'39.158	24.636	14.520	29.640	30.362	282.7		
6	1'39.761	24.864	14.539	29.800	30.558	280.5	6	1'39.902	25.149	14.549	29.763	30.441	280.5		
7	1'41.383 P	27.201	15.531	31.289	27.362	272.7	7	1'39.193	24.725	14.497	29.679	30.292	281.9		
Run # 2		Front Tyre Slick-Soft	Rear Tyre Slick-Soft												
		10 Laps at start		10 Laps at start											
8	1'48.539	31.214	15.132	31.569	30.624	270.0	8	1'38.879	24.621	14.567	29.524	30.167	281.2		
9	1'39.786	24.942	14.475	29.648	30.721	283.4	9	1'39.115	24.640	14.589	29.615	30.271	278.3		
10	1'44.098	24.798	14.585	33.522	31.193	281.2	10	1'39.860 P	27.255	15.363	30.896	26.346	269.3		
11	1'39.597	24.912	14.533	29.689	30.463	281.2	Run # 2		Front Tyre Slick-Medium	Rear Tyre Slick-Medium					
12	1'39.786 P	26.337*	15.314	30.954	27.181	278.3			10 Laps at start		10 Laps at start				
Run # 3		Front Tyre Slick-Medium	Rear Tyre Slick-Soft												
		New Tyre		New Tyre											
13	1'55.218	38.722	14.871	31.132	30.493	283.4	11	1'47.126	31.221	15.090	30.354	30.461	277.6		
14	1'38.594	24.611	14.478	29.378	30.127	281.2	12	1'40.240	24.805	14.523	30.499	30.413	281.9		
15	1'41.139	25.411	14.695	30.880	30.153	279.7	13	1'39.251	24.804	14.533	29.619	30.295	281.9		
16	1'42.054	25.634	15.757	30.018	30.645	282.7	14	1'39.668 *	24.836	14.597	29.822	30.413*	278.3		
								15	1'39.661	24.742	14.687	29.840	30.392	279.7	
								16	1'39.287	24.815	14.597	29.640	30.235	279.0	
								17	1'39.270 P	26.138	15.879	30.972	26.281	258.9	
								Run # 3		Front Tyre Slick-Medium	Rear Tyre Slick-Soft				
										New Tyre		New Tyre			
								18	1'46.398	30.983	14.991	30.054	30.370	278.3	
								19	1'38.781	24.584	14.514	29.502	30.181	281.9	
								20	1'38.578 *	24.585	14.447	29.423	30.123*	283.4	

20th 73 Alex MARQUEZ HONDA SPA
LCR Honda CASTROL
Runs=3 Total laps=20 Full laps=15

Run #	Front Tyre	Slick-Medium	Rear Tyre	Slick-Medium	Speed		
1	1'58.498	31.044	15.604	31.923	283.4		
2	1'41.155	25.413	14.882	30.246	283.4		
3	1'39.495	24.950	14.602	29.733	286.4		
4	1'39.928	25.238	14.444	30.099	289.5		
5	1'38.855	24.659	14.464	29.540	30.192 290.3		
6	1'38.799	24.668	14.426	29.611	30.094 288.7		
7	1'42.260 P	29.974*	16.003	30.344	25.939 262.7		
Run # 2		Front Tyre Slick-Medium	Rear Tyre Slick-Medium				
		7 Laps at start		7 Laps at start			
8	1'50.766	30.400	15.037	33.811	31.518 283.4		
9	1'39.630	24.991	14.575	29.786	30.278 287.2		
10	1'39.038	24.822	14.529	29.568	30.119 288.7		
11	1'38.844	24.671	14.519	29.510	30.144 288.0		
12	1'38.984	24.762	14.574	29.576	30.072 287.2		
13	1'38.951	24.616	14.512	29.714	30.109 288.7		
14	1'37.518 P	26.787	14.764	29.943	26.024 287.2		
Run # 3		Front Tyre Slick-Medium	Rear Tyre Slick-Soft				
		New Tyre		New Tyre			
15	1'46.806	30.171	15.155	30.690	30.790 283.4		
16	1'39.380	24.831	14.555	29.729	30.265 286.4		
17	1'38.618	24.560	14.486	29.376	30.196 287.2		
18	1'38.636	24.499	14.502	29.517	30.118 286.4		
19	1'40.959	24.698	14.940	31.022	30.299 246.0		
20	1'39.114	24.703	14.578	29.596	30.237 285.7		

21st 46 Valentino ROSSI YAMAHA ITA
Petronas Yamaha SRT
Runs=3 Total laps=20 Full laps=13

Run #	Front Tyre	Slick-Medium	Rear Tyre	Slick-Medium	Speed
1	1'51.832	30.748	15.585	31.870	31.029 274.1
2	1'40.060	25.187	14.593	29.917	30.363 280.5
3	1'38.899	24.685	14.521	29.624	30.069 282.7

Fastest Lap: Francesco BAGNAIA Ducati Lenovo Team ITA **1'37.209** 24.238 14.320 28.976 29.675

These data/results cannot be reproduced, stored and/or transmitted in whole or in part by any manner of electronic, mechanical, photocopying, recording, broadcasting or otherwise now known or herein after developed without the previous express consent by the copyright owner, except for reproduction in daily press and regular printed publications on sale to the public within 60 days of the event related to those data/results and always provided that copyright symbol appears together as follows below.
© DORNA, 2021



Free Practice Nr. 2

MotoGP

Lap	Lap Time	T1	T2	T3	T4	Speed	Lap	Lap Time	T1	T2	T3	T4	Speed
-----	----------	----	----	----	----	-------	-----	----------	----	----	----	----	-------

23rd **53** **Tito RABAT** DUCATI SPA
 Pramac Racing

Runs=3 Total laps=19 Full laps=14

Run #	1	Front Tyre	Slick-Medium	Rear Tyre	Slick-Hard	
			New Tyre			7 Laps at start

1	1'55.573	29.348	15.427	31.448	31.176	279.7
2	1'42.033	25.513	15.017	30.743	30.760	282.7
3	1'41.295	25.318	14.845	30.339	30.793	285.7
4	1'40.277	25.102	14.657	30.121	30.397	289.5
5	1'39.743	25.046	14.563	29.838	30.296	290.3
6	1'40.232	25.070	14.679	29.995	30.488	285.7
7	1'36.867 P	25.200	14.895	29.988	26.784	287.2

Run #	2	Front Tyre	Slick-Medium	Rear Tyre	Slick-Medium	
					New Tyre	7 Laps at start

8	1'53.915	33.258	16.916	32.221	31.520	267.3
9	1'40.455	25.230	14.732	30.049	30.444	285.7
10	1'39.704	24.879	14.673	29.909	30.243	284.9
11	1'39.682	24.726	14.622	30.081	30.253	285.7
12	1'39.023	24.744	14.531	29.627	30.121	289.5
13	1'39.179	24.781	14.481	29.834	30.083	288.7
14	1'40.477	24.656	14.546	29.741	31.534	287.2
15	9'08.211 P	24.689	14.582	29.704	7'59.236	286.4

Run #	3	Front Tyre	Slick-Medium	Rear Tyre	Slick-Soft	
			New Tyre		New Tyre	

16	1'59.516	30.563	15.496	33.376	40.081	274.1
17	1'47.952	31.263	15.004	30.908	30.777	285.7
18	1'39.543	24.860	14.598	29.694	30.391	288.0
19	1'39.347	24.650	14.530	29.837	30.330	288.0

Fastest Lap: Francesco BAGNAIA	Ducati Lenovo Team	ITA	1'37.209	24.238	14.320	28.976	29.675
---------------------------------------	--------------------	-----	-----------------	--------	--------	--------	--------

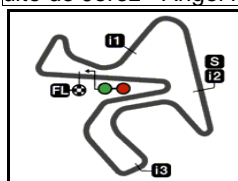
These data/results cannot be reproduced, stored and/or transmitted in whole or in part by any manner of electronic, mechanical, photocopying, recording, broadcasting or otherwise now known or herein after developed without the previous express consent by the copyright owner, except for reproduction in daily press and regular printed publications on sale to the public within 60 days of the event related to those data/results and always provided that copyright symbol appears together as follows below.
 © DORNA, 2021

Official MotoGP Timing by **TISSOT**
 www.motogp.com

Jerez de la Frontera, Friday, April 30, 2021

Page 7 of 7





4423 m.

GRAN PREMIO RED BULL DE ESPAÑA

Free Practice Nr. 2

Best Partial Times

MotoGP™

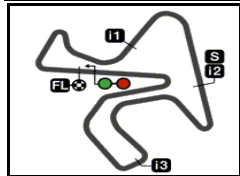
IT Ideal Lap Time, sum of the best partial times

BT Best Lap Time

<i>T1</i>		<i>T2</i>		<i>T3</i>		<i>T4</i>				<i>IT</i>	<i>BT</i>		
Pos	Rider	Time	Rider	Time	Rider	Time	Rider	Time	Pos	Rider			
1	F.QUARTARARO	24.223	J.ZARCO	14.155	F.BAGNAIA	28.976	F.BAGNAIA	29.675	1	F.BAGNAIA	1'37.209	1'37.209	(1)
2	F.BAGNAIA	24.238	S.BRADL	14.234	J.MILLER	29.031	M.VIÑALES	29.710	2	F.QUARTARAR	1'37.349	1'37.387	(2)
3	B.BINDER	24.260	A.ESPARGARO	14.246	A.ESPARGARO	29.046	F.MORBIDELLI	29.751	3	J.ZARCO	1'37.542	1'37.888	(9)
4	M.OLIVEIRA	24.309	F.QUARTARARO	14.275	F.QUARTARARO	29.076	T.NAKAGAMI	29.762	4	A.ESPARGAR	1'37.550	1'37.646	(3)
5	M.MARQUEZ	24.309	T.NAKAGAMI	14.290	F.MORBIDELLI	29.117	F.QUARTARARO	29.775	5	F.MORBIDELLI	1'37.568	1'37.704	(4)
6	T.NAKAGAMI	24.311	M.OLIVEIRA	14.294	J.MIR	29.172	J.ZARCO	29.781	6	T.NAKAGAMI	1'37.595	1'37.775	(6)
7	J.ZARCO	24.322	F.MORBIDELLI	14.296	B.BINDER	29.181	A.ESPARGARO	29.810	7	M.VIÑALES	1'37.656	1'37.726	(5)
8	J.MIR	24.348	B.BINDER	14.302	A.RINS	29.215	M.OLIVEIRA	29.844	8	B.BINDER	1'37.677	1'37.896	(10)
9	M.VIÑALES	24.365	A.RINS	14.304	T.NAKAGAMI	29.232	S.BRADL	29.855	9	M.OLIVEIRA	1'37.723	1'37.816	(7)
10	A.RINS	24.375	J.MIR	14.311	M.MARQUEZ	29.253	A.RINS	29.864	10	A.RINS	1'37.758	1'37.847	(8)
11	S.BRADL	24.399	M.VIÑALES	14.318	M.VIÑALES	29.263	B.BINDER	29.934	11	J.MILLER	1'37.792	1'37.965	(12)
12	J.MILLER	24.400	F.BAGNAIA	14.320	M.OLIVEIRA	29.276	L.MARINI	29.958	12	S.BRADL	1'37.793	1'37.939	(11)
13	F.MORBIDELLI	24.404	P.ESPARGARO	14.324	J.ZARCO	29.284	M.MARQUEZ	29.962	13	J.MIR	1'37.875	1'38.040	(13)
14	L.MARINI	24.431	I.LECUONA	14.371	P.ESPARGARO	29.287	E.BASTIANINI	29.963	14	M.MARQUEZ	1'37.994	1'38.295	(16)
15	A.ESPARGARO	24.448	L.MARINI	14.380	S.BRADL	29.305	J.MILLER	29.977	15	P.ESPARGAR	1'38.115	1'38.115	(14)
16	A.MARQUEZ	24.499	D.PETRUCCI	14.383	D.PETRUCCI	29.338	P.ESPARGARO	29.996	16	L.MARINI	1'38.217	1'38.274	(15)
17	D.PETRUCCI	24.506	J.MILLER	14.384	I.LECUONA	29.374	J.MIR	30.044	17	D.PETRUCCI	1'38.281	1'38.462	(17)
18	P.ESPARGARO	24.508	E.BASTIANINI	14.416	A.MARQUEZ	29.376	D.PETRUCCI	30.054	18	A.MARQUEZ	1'38.373	1'38.618	(20)
19	I.LECUONA	24.530	A.MARQUEZ	14.426	L.SAVADORI	29.378	V.ROSSI	30.069	19	E.BASTIANINI	1'38.382	1'38.516	(18)
20	E.BASTIANINI	24.572	L.SAVADORI	14.435	V.ROSSI	29.423	A.MARQUEZ	30.072	20	I.LECUONA	1'38.403	1'38.713	(22)
21	V.ROSSI	24.584	V.ROSSI	14.435	E.BASTIANINI	29.431	T.RABAT	30.083	21	V.ROSSI	1'38.511	1'38.698	(21)
22	L.SAVADORI	24.611	M.MARQUEZ	14.470	L.MARINI	29.448	L.SAVADORI	30.127	22	L.SAVADORI	1'38.551	1'38.594	(19)
23	T.RABAT	24.650	T.RABAT	14.481	T.RABAT	29.627	I.LECUONA	30.128	23	T.RABAT	1'38.841	1'39.023	(23)

These data/results cannot be reproduced, stored and/or transmitted in whole or in part by any manner of electronic, mechanical, photocopying, recording, broadcasting or otherwise now known or herein after developed without the previous express consent by the copyright owner, except for reproduction in daily press and regular printed publications on sale to the public within 60 days of the event related to those data/results and always provided that copyright symbol appears together as follows below.
© DORNA, 2021





4423 m.

GRAN PREMIO RED BULL DE ESPAÑA

Free Practice Nr. 2

Fastest Laps Sequence

<i>Practice Time</i>	 <i>Rider</i>	<i>Nation</i>	<i>Motorcycle</i>	<i>Time</i>	<i>Km/h</i>	<i>Rider's Lap</i>
3'31.371	12 Maverick VIÑALES	SPA	YAMAHA	1'39.864	159.4	2
3'32.721	36 Joan MIR	SPA	SUZUKI	1'39.781	159.5	2
4'37.779	20 Fabio QUARTARARO	FRA	YAMAHA	1'39.106	160.6	2
5'10.074	12 Maverick VIÑALES	SPA	YAMAHA	1'38.703	161.3	3
5'45.974	41 Aleix ESPARGARO	SPA	APRILIA	1'38.468	161.7	3
5'52.189	5 Johann ZARCO	FRA	DUCATI	1'38.446	161.7	3
6'16.071	20 Fabio QUARTARARO	FRA	YAMAHA	1'38.292	161.9	3
7'00.492	6 Stefan BRADL	GER	HONDA	1'38.273	162.0	4
7'23.997	41 Aleix ESPARGARO	SPA	APRILIA	1'38.023	162.4	4
11'10.341	20 Fabio QUARTARARO	FRA	YAMAHA	1'37.993	162.4	6
12'16.097	21 Franco MORBIDELLI	ITA	YAMAHA	1'37.965	162.5	7
13'53.801	21 Franco MORBIDELLI	ITA	YAMAHA	1'37.704	162.9	8
43'19.346	20 Fabio QUARTARARO	FRA	YAMAHA	1'37.695	162.9	17
43'39.946	41 Aleix ESPARGARO	SPA	APRILIA	1'37.646	163.0	16
44'00.483	63 Francesco BAGNAIA	ITA	DUCATI	1'37.209	163.7	17

These data/results cannot be reproduced, stored and/or transmitted in whole or in part by any manner of electronic, mechanical, photocopying, recording, broadcasting or otherwise now known or herein after developed without the previous express consent by the copyright owner, except for reproduction in daily press and regular printed publications on sale to the public within 60 days of the event related to those data/results and always provided that copyright symbol appears together as follows below.

© DORNA, 2021

Official MotoGP Timing by TISSOT
www.motogp.com

Jerez de la Frontera, Friday, April 30, 2021

